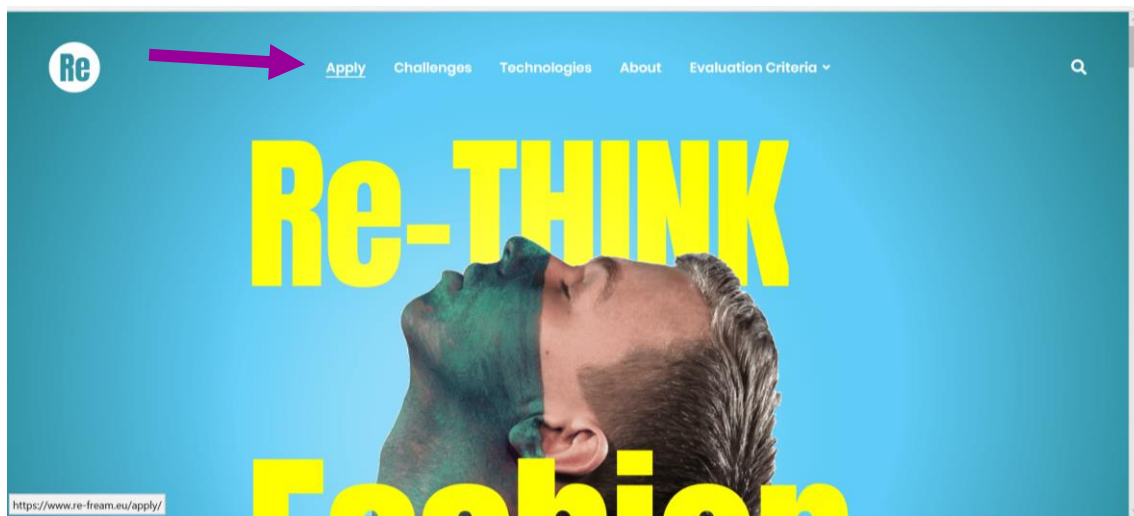


## 'How to apply?' guideline

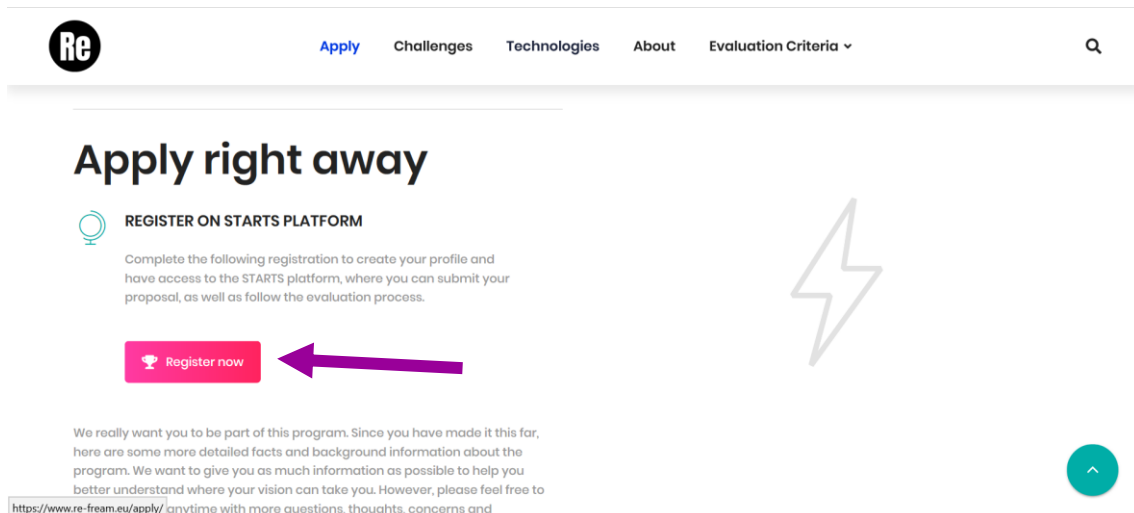
Are you taking the challenge of re-thinking fashion? Re-FREAM is looking for artists and designers to co-create innovative fashion concepts together with researchers using novel production technology.

To submit your proposal first thing you would have to do is access to our web [www.re-fream.eu](http://www.re-fream.eu)

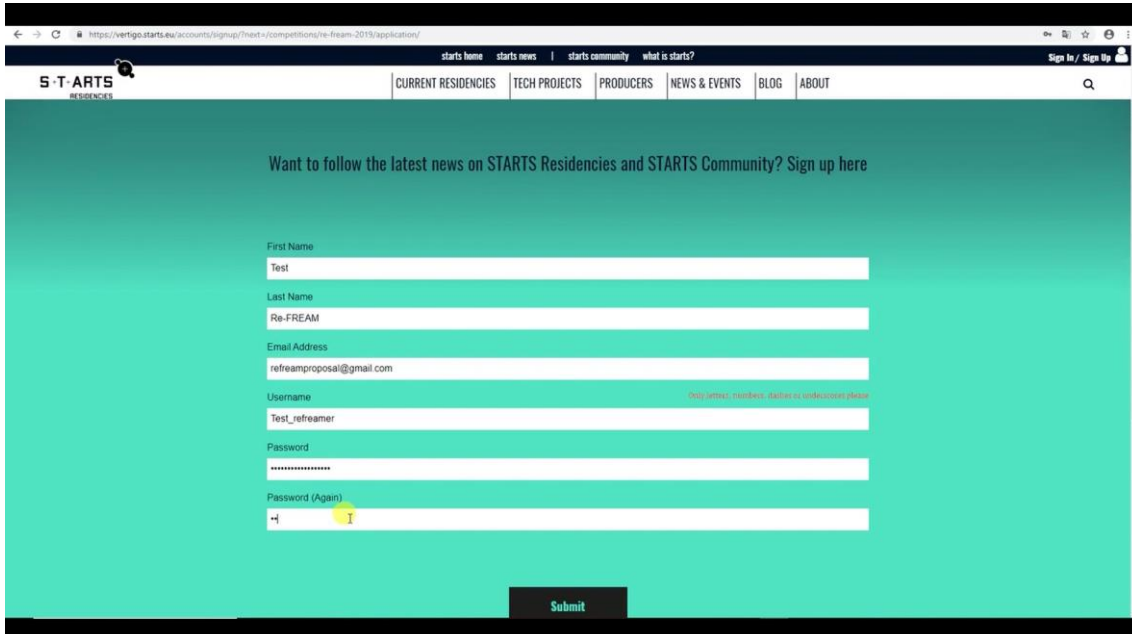
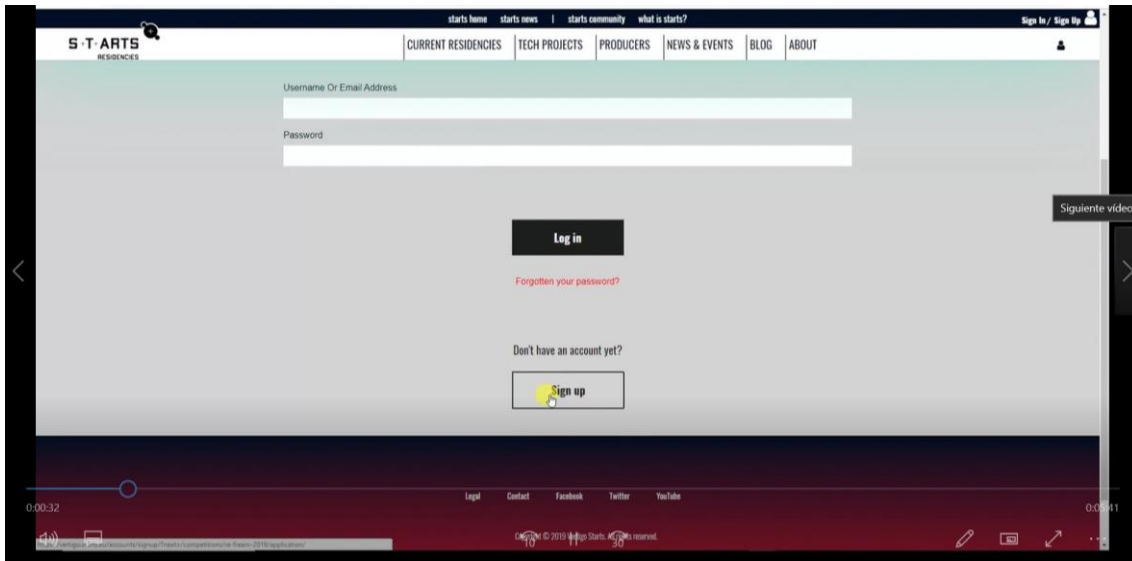
Then, click Apply:



And scroll down until you get to the Register now button:



Once you click it, it will take you to the proposal platform, where you will have to register yourself with your name, surname and email and then choose a username and a password



Log in and enter to the application form. In here, you will have to enter your general contact data and then you will be able to start with the proposal. The title, a short summary of your artistic proposal and some keywords will be public info and may be used in our web and social media.

## Contact data

Email address\*

First name\*

Last name\*

Address\*

City\*

Country\*

Phone\*

Zip Code\*

## Proposal (general information)


Your artistic proposal title (public) (Q1)\*

Artistic proposal short summary (public) (Q2)\*

0

**B I U**

Path: ..

 To be used for wider communication strategy, e.g. summaries, social media.

5 keywords to describe you artistic proposal (public) (Q3)\*

Take into account that the Eligibility criteria implies that **Awarded candidates must be legally established under the national law as of the signature of the agreement and throughout the project duration.** Check the [Guide for applicants](#) in order to know more about this.

Note that if you get selected, you will have to be legally established once the program starts, so in case you are not established, be prepared for this option and inform yourself about how to be self-employed in your country (you will have to click that you are established to submit the application).

## Eligibility criteria

In case applicant is yet to be self-employed professional, is the awarded candidate willing to be legally established once they are selected? **Awarded candidates must be legally established under the national law as of the signature of the agreement and throughout the project duration.**

See [Guideline for applicants](#).

Are you legally established?\*

Now you will have to fill some questions regarding the quality and operational capacity in order to evaluate your proposal. First of all, choose the [challenge](#) you want to apply for. You have three options:

## Quality and operational capacity

Please, choose the challenge you want to apply for (Q5)\*

-----

Re-Think Fashion: From analog to connected

Re-Think Fashion: From 2D to 3D

Re-Think Fashion: From linear to sustainable circular systems

When clicking here you will access to the information of every challenge and the available technologies offered.

The screenshot shows the 'Challenges' section of the Re-FREAM website. It features three challenge cards, each with a representative image, a title, a brief description, a 'Read More' link, and a 'Technologies' button.

- From analog to connected:** The integration of electronics into textiles enables new potentials of how we communicate in the future with each other in the post-smartphone era and to find new ways of interaction between the human body and its environment.
- From 2D to 3D:** Traditionally, the predominant use of textiles as fashion materials has led to the development of 2D pattern-making methods for dressing the complex shape of the three-dimensional human body. Nowadays, digital design tools allow us to easily design and 3D print complex shapes for the human body.
- From linear to sustainable circular systems:** Nature works in cycles – nothing is wasted, everything is reused. In contrast, the textile industry operates in a linear way, leading to extreme wastefulness and pollution.

Fill these questions we will use to evaluate your proposal and note that this would be private information in order to protect your idea.

## Quality and operational capacity

Please, choose the challenge you want to apply for (Q5)\*

See challenges description [here](#).

Please, tell us what development stage you have reached and how Re-Fream will help you to move forward onto the next stage. (private) (Q6)\*

0 / 400

**B I U**

Path: \_

What product or prototype will the project produce? Sketches, drawings or mood boards must be provided (private) (Q7)\*

0 / 300

**B I U**

Path: \_

What makes your idea innovative? (private) (Q8)\*

0 / 450

**B I U**

Path: \_

Which technologies, available within Re-FREAM, will you foresee to use in your project? (private) (Q9)\*

Are you going to use any additional technology, technique, methods and/or innovative materials? If YES, please tell us. (private) (Q10)\*

0

You will see that there is a code with a Q and a number in every question. This corresponds to the questions that the evaluators will look to evaluate your proposal. Check [Evaluation criteria](#) from the web in order to achieve the perfect proposal.

Be smart when answering and check the scoring of every question.

After the questions, you will have to upload an estimated budget. You will have to download the budget template first in your computer, fill it, and then upload it to your application form.

## Budget Structure



Detailed budget breakdown (private). Please upload your budget linked to the project execution. (Q14)\*



Please refer to [Guideline for applicants](#) and find here the **budget structure**, fill in the pdf before uploading it.

**Upload document** ✕

**Title:**

**File:**  

Supported formats: pdf, jpg. 100MB max.

---



Cancel

We also ask you to upload a video where you describe your artistic proposal. Check and download the [Video recording guidelines](#) in order to know the content we are expecting in this video, the technical specifications and many tips to stand out from the other applicants.



When ready to upload, you will find that there are many media options, so you will have some freedom and the opportunity to be creative here.

**Upload media** ✕



**Title:**

**Score:**  

Supported format: pdf. 100MB max.

**Audio:**  

Supported format: mp3 (bandwidth ≥ 256Kbps). 100MB max.

**Video:**  

Supported formats: mp4 (H.264 video codec with AAC or MP3 stereo audio codec) or WebM (VP8 video codec with Vorbis audio codec). 100MB max.

**Notes:**

**Link:**

---

Cancel

Finally, we would like to know about your bio details, related projects and prior experience in order to get to know you better and evaluate your potential.

## Biographic Details

Please upload your resume (private) (Q16)\*



Please upload a 4x3 portrait picture of yourself (public)



How would you describe your artistic practice? Describe the three most significant projects of your artistic practice (if possible, how they fit the challenge chosen) (public)\* (Q17)\*

**B I U**

Path:

Do you have any co-creation experience with an organization? If so, please describe it. (private) (Q18)\*

**B I U**

Path:

## Prior Work

Please upload any relevant media showing your prior or current work (private) (Q19)\*



This is everything you will need to fill in to upload your proposal.

You can save your draft and continue at another time before the deadline, on May the 30<sup>th</sup>, at 3 PM, by clicking the EDIT FORM button. Just go to your profile, application form, and then edit form.

	<a href="#">Profile</a>	<a href="#">Application form(s)</a>	<a href="#">Settings</a>
Re-FREAM	Draft Deadline: May 30, 2019, 3 p.m.	<a href="#">Edit form</a>	